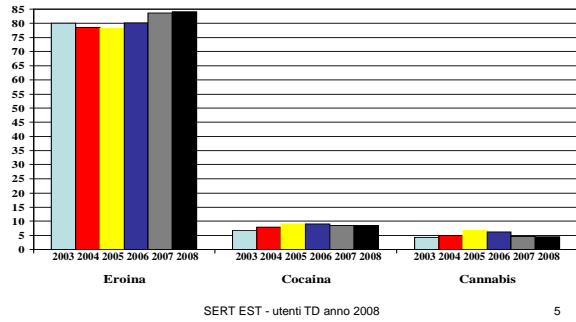
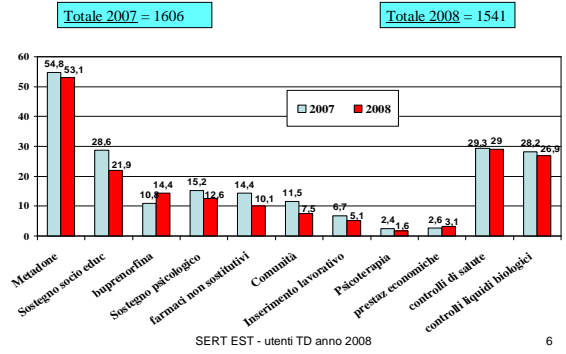


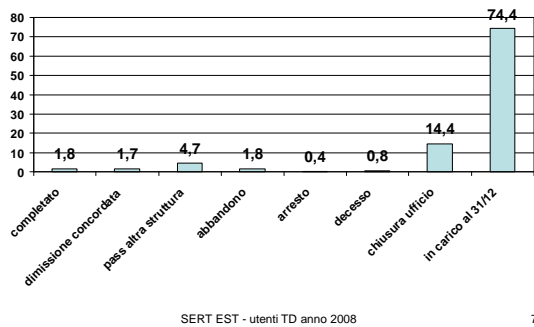
Andamento sostanze abuso primario: %



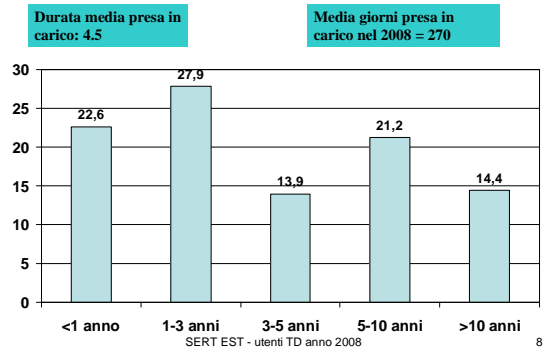
Trattamenti: % soggetti che li hanno ricevuti

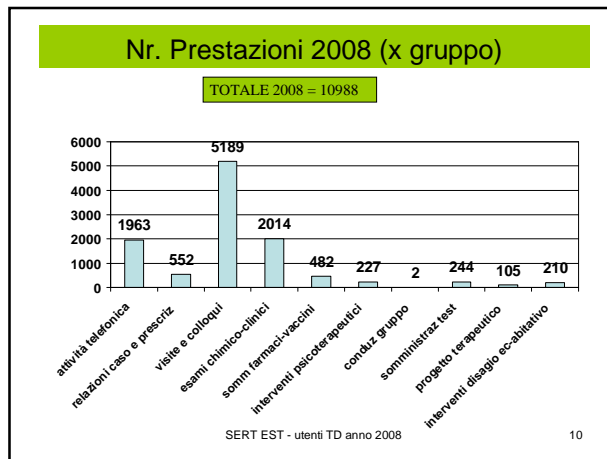
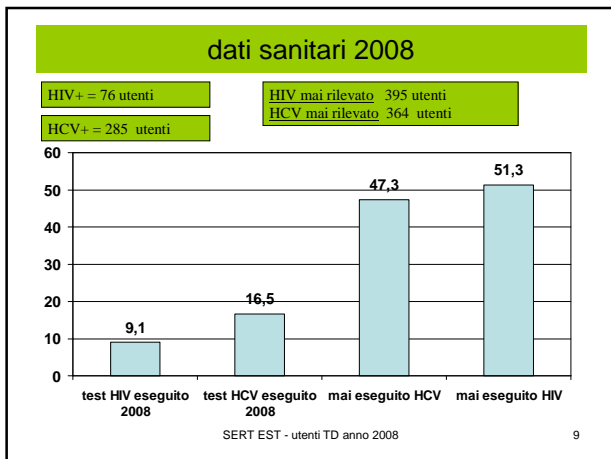


Esito programmi terapeutici 2008 - %



Durata presa in carico in anni utenza 2008 - %





Tossicodipendenti residenti distretto città di Bologna e prevalenza

Tossicodipendenti residenti distretto 2008:		
M	F	TOT
1100	313	1413

TD residenti/pop 15-45*1000		
PREVALENZA DISTRETTO 2008:		
M	F	TOT
15.5	4.5	10.0

PREVALENZA DISTRETTO 2007:		
M	F	TOT
14.5	4.1	9.4

SERT EST - utenti TD anno 2008