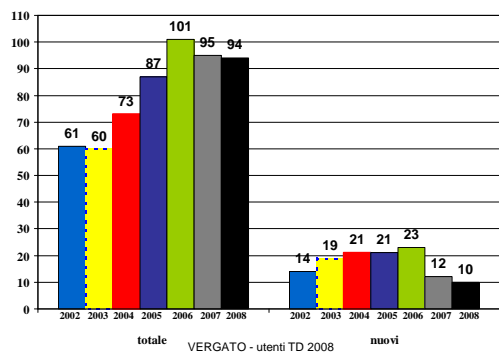


Andamento utenza: nr di utenti

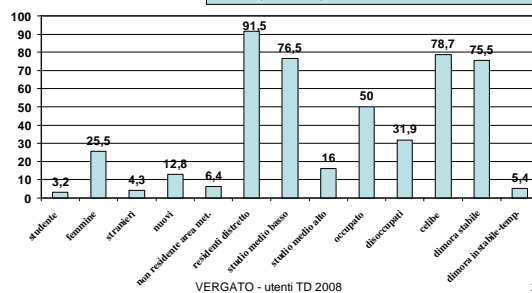


Caratteristiche 2008 – valori %

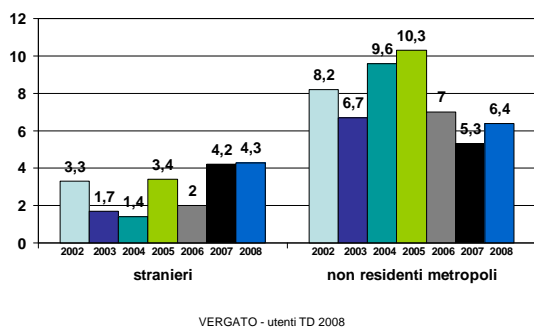
Età media 32,9
Età media nuovi utenti 33,5

Classi di età più numerose 25-29 (21.3%) e 35-39 e (21.3%)

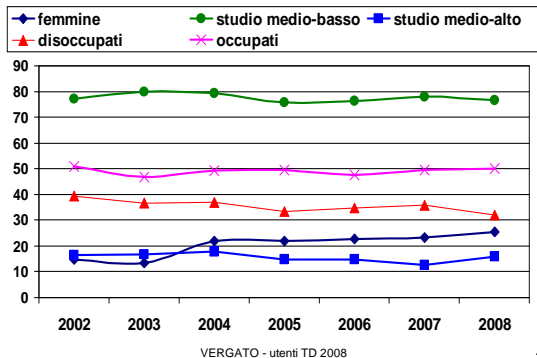
Il 17% (16 utenti) ha un'età fino a 24 anni



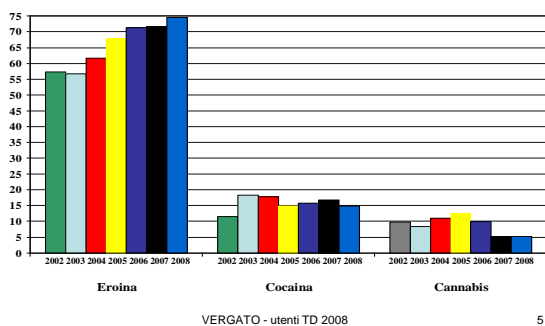
Andamento % utenti stranieri e non residenti



Andamento % caratteristiche

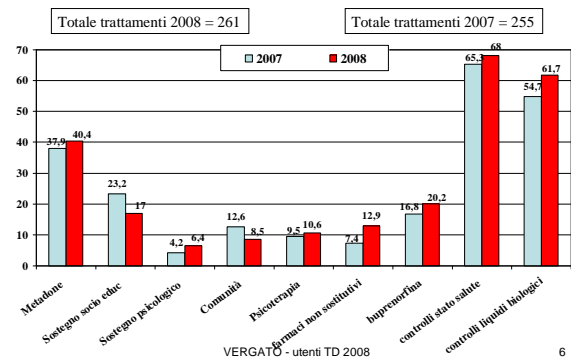


Andamento sostanze abuso primario: %



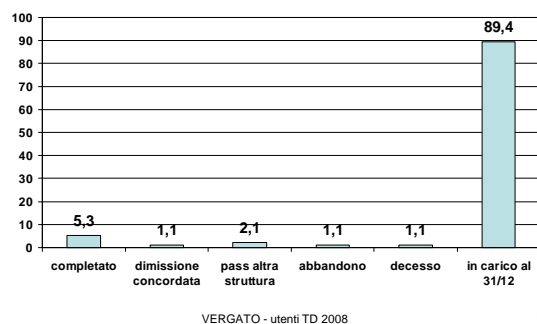
5

Trattamenti: % soggetti che li hanno ricevuti



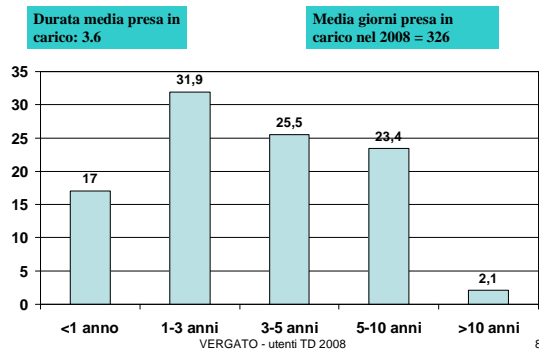
6

Esito programmi terapeutici 2008 - %

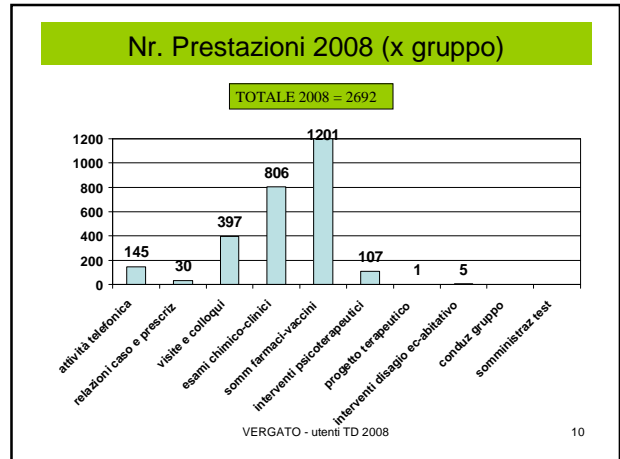
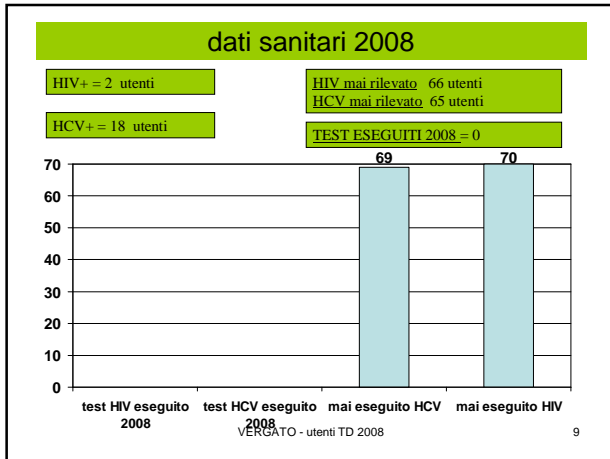


7

Durata presa in carico in anni utenza 2008 - %



8



Tossicodipendenti per comune di residenza e prevalenza

Residenti DISTRETTO	Td residenti			Prevalenza 2008 TD/pop 15-45*1000			TOT 2007
	M	F	TOT	M	F	TOT	
	72	25	97	6.3	2.3	4.4	
CAMUGNANO	1	0	1	2.8	0	1.4	0
CASTEL D'AIANO	2	1	3	5.7	2.8	4.3	4.2
CASTEL DI CASIO	3	0	3	4.7	0	2.3	0.8
CASTIGLIONE	12	5	17	10.3	4.6	7.6	8.3
GAGGIO MONTANO	2	0	2	1.9	0	1.0	0.5
GRANAGLIONE	0	1	1	0	2.4	1.2	1.2
GRIZZANA MORANDI	8	2	10	9.4	2.5	6.1	6.7
LIZZANO	0	0	0	0	0	0	1.3
MARZABOTTO	10	6	16	7.1	4.5	5.8	6.0
MONZUNO	15	3	18	10.7	2.4	6.7	7.6
PORRETTA	3	1	4	3.4	1.2	2.3	1.1
S. B. VAL DI SAMBRO	3	0	3	3.3	0	1.7	1.1
VERGATO	13	6	19	8.4	4.1	6.3	6.4
PREVALENZA 2007:							
	M	F	TOT				
	6.4	2.2	4.4				

11